


Video Conferencing

The Basics of Video Conferencing

Video conferencing allows teachers and students to interactively communicate LIVE using audio and video features.

In blended and online learning, video conferencing can be an alternative to learning in-person.



WHAT ARE THE BENEFITS OF VIDEO CONFERENCING?

It allows students and teachers to be connected and communicate in real-time.

Students can

Ask questions

Interact with peers

Participate in instruction

Teachers can


Create a sense of community

Informally assess student understanding

Decrease communication misunderstandings


MAKE VIDEO CONFERENCING MORE INTERACTIVE

Engagement



- Have students turn on their videos and toggle the gallery view to see their class
- Use breakout rooms to allow students to work together in small groups

Reaction




- Have students use the "raise hands" button to ask a question or respond to your questions
- Have students use reactions to clap or give a thumbs up

Reflection



- Pause often to allow time for students to reflect on learning and ask questions
- Have students use reactions to clap or give a thumbs up

COMMON VIDEO CONFERENCING TOOLS



MICROSOFT TEAMS

Collaboration app that offers video conferencing, screen sharing, file storage, meeting rooms and file integration



GOOGLE MEET

Video communication service that offers video conferencing, screen sharing, meetings and app integration



ZOOM

Cloud-based video communications app for video conferencing, live chats, transcription, screen sharing and breakout rooms